



PMO-15601

denver.eu

March, 2024



FR

Cet appareil et
ses cordons sont
recyclables

À DÉPOSER
EN MAGASIN



OU

À DÉPOSER
EN DÉCHÈTERIE




Points de collecte sur www.quefairede mesdechets.fr
Privilégiez la réparation ou le don de votre appareil !

Safety Information

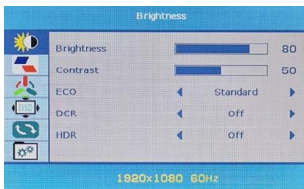
Please read the safety instructions carefully before using the product.

1. This product is not a toy. Keep it out of reach of children.
2. Keep the product out of reach of children and pets to avoid chewing and swallowing of parts.
3. Product operating and storage temperature is from 0 degree Celsius to 40 degrees Celsius. Under or over this temperature might affect the function.
4. To prevent fire or electrical shock hazards, do not expose this device to rain or moisture.
5. Before using this device, make sure all cables are correctly connected and the power cable is not damaged. If there is any damage, please contact the shop immediately.
6. Never open the product. The device may contain parts with deadly voltage.
7. Repairs or service should only be performed by qualified personnel.
8. The direct plug-in adaptor is used as disconnect device. The disconnect device shall remain readily operable. So make sure there is space around the power outlet for easy access.
9. Do not expose to heat, water, moisture and direct sunlight!
10. Do not insert any object or make any liquid splash into the opening of the cabinet of this device.
11. In order to prevent fire and other injuries. Please turn off the display when you leave the room for a long time.

Overview



1. Turn display ON/OFF
2. Press to enter the setting menu. In this menu you can adjust brightness, image, color etc. Press this button up/down to navigate in the menu.



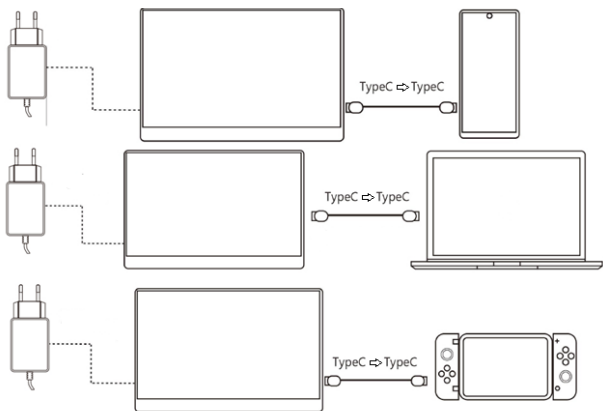
3. Audio output for Earphones.
4. Mini HDMI for audio/video.
5. 2x USB type C for power and audio/video.

Device connection

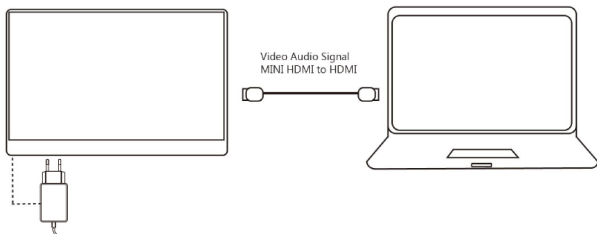
There is 2 ways to connect monitor to your device.

1. Connect the portable monitor to computer, mobile phone, etc. via the Type-C interface with the included "Type C to Type C cable" and connect power supply to the portable monitor.

Please note that if connected to pc, then you might only need USB Type C cable connected as this can both power on the portable monitor and transport Audio /video signal. This dependent on your notebook.



2. Connect the portable monitor to PC or other device via the Mini-HDMI to HDMI cable (included) and connect power adaptor to USB type C port on the portable monitor.



Adaptor information

Manufacturer's name or trade mark, commercial registration number and address	Shenzhen Run Sheng Feng Power Supply Technology Co., Ltd commercial registration number: 91440300580068676U 3 rd Floor, 4 th Building, Zone A Xinfu Industrial Park, Chongqing Road, Fuyong Street, Bao'an District, Shenzhen, China
Model identifier	RSF-DY077A-0503000EU
Input voltage	100-240V
Input AC frequency	50/60Hz
Output voltage	5V
Output current	3A
Output power	15W
Average active efficiency	82.42% at 115V 60Hz 82.08% at 230V 50Hz
Efficiency at low load (10%)	84.44% at 115V 60Hz 81.18% at 230V 50Hz
No-load power consumption	0.05W at 115V 60Hz 0.07W at 230V 50Hz

Please notice - All products are subject to change without any notice. We take reservations for errors and omissions in the manual.

ALL RIGHTS RESERVED, COPYRIGHT DENVER A/S



denver.eu



Electric and electronic equipment contains materials, components and substances that can be hazardous to your health and the environment, if the waste material (discarded electric and electronic equipment) is not handled correctly.

Electric and electronic equipment is marked with the crossed out trash can symbol, seen above. This symbol signifies that electric and electronic equipment should not be disposed of with other household waste, but should be disposed of separately.

All cities have established collection points, where electric and electronic equipment can either be submitted free of charge at recycling stations and other collection sites, or be collected from the households. Additional information is available at the technical department of your city.

DENVER A/S

Omega 5A, Soeften

DK-8382 Hinnerup

Denmark

www.facebook.com/denver.eu

Contact

Nordics

Headquarter

Denver A/S
Omega 5A, Soeften
DK-8382 Hinnerup
Denmark

Phone: **+45 86 22 61 00**
(Push "1" for support)

E-Mail

For technical questions, please write to:
support.hq@denver.eu

For all other questions please write to:
contact.hq@denver.eu

Benelux

DENVER BENELUX B.V.

Barwoutswaarder 13C+D
3449 HE Woerden
The Netherlands

Phone: **0900-3437623**

E-Mail: **support.nl@denver.eu**

Spain/Portugal

DENVER SPAIN S.A

Ronda Augustes y Louis Lumiere, nº 23 – nave 16
Parque Tecnológico
46980 PATERNA
Valencia (Spain)

Spain

Phone: +34 960 046 883
Mail: **support.es@denver.eu**

Portugal:

Phone: **+35 1255 240 294**
E-Mail: **denver.service@satfiel.com**

Germany

Denver Germany GmbH Service

Max-Emanuel-Str. 4
94036 Passau

Phone: **+49 851 379 369 40**

E-Mail

support.de@denver.eu

Fairfixx GmbH

Repair and service
Rudolf-Diesel-Str. 3 TOR 2
53859 Niederkassel

(for TV, E-Mobility/Hoverboards/Balanceboards,
Smartphones & Tablets)

Tel.: **+49 851 379 369 69**

E-Mail: **denver@fairfixx.de**

Austria

Lurf Premium Service GmbH

Deutschstrasse 1
1230 Wien

Phone: **+43 1 904 3085**

E-Mail: **denver@lurfservice.at**

If your country is not listed above,
please write an email to
support@denver.eu



DENVER A/S
Omega 5A, Soeften
DK-8382 Hinnerup
Denmark

denver.eu
facebook.com/denver.eu

Version 1.1