



FAS-1860L

Denver.eu

Facebook.com/Denver.eu

01/2024



FR

Cet appareil, ses
cordon, ses accessoires
et ses batteries sont
recyclables

A DÉPOSER
EN MAGASIN



A DÉPOSER
EN DÉCHÈTERIE



Points de collecte sur www.quefairede mesdechets.fr
Privilégiez la réparation ou le don de votre appareil !

Safety information

Please read the safety instructions carefully before using the product for the first time and keep the instructions for future reference.

1. Warning: This product includes a rechargeable lithium-ion battery.
2. Keep product out of the reach of children and pets to avoid chewing and swallowing.
3. Product operating and storage temperature is from 0 degree Celsius to 40 degrees Celsius. Under and over this temperature might affect the function.
4. Never open the product. Do not touch the inside electronics, or you may get an electric shock. Repairs or service should only be performed by qualified personnel.
5. Do not expose to heat, water, moisture or direct sunlight!
6. The unit is not waterproof. If water or foreign objects enter the unit, it may result in fire or electric shock. If water or a foreign object enters the unit, stop using it immediately.
7. Only charge with supplied adapter. The direct plug-in adapter is used as a disconnecting device, and shall remain readily operable. Ensure there is space around the power outlet for easy access.
8. Do not use non-original accessories together with the product as this can make the product functionality abnormal.

Denver A/S reserves the right to correct any printing errors

Denver A/S cannot be held responsible for any technical or typographical errors and reserves the right to make changes to the product and manuals without prior notice. If you detect any inaccuracies or omissions, please inform us at the address on the back cover.

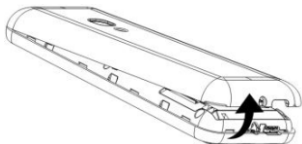
1 Overview



1. Enter sub menu 1. To select the Option that is shown at the bottom right of the screen and confirm a selection.
2. Answer or start a call button, In Standby: press to open Call History
3. Long press to call voicemail.
4. Star button. Lock or unlock keypad
5. Navigation button and Enter button.
6. Enter submenu 2. To select the Option that is shown at the bottom right of the screen
7. Press and hold for power on or off, press to end call, in menu press to exit.
8. Numeric and alphabetic buttons
9. HASH tag button. Press to toggle between upper and lowercase letters and digits. Long Press: Change Sound Profile
10. Press and hold button to turn Flashlight on or off

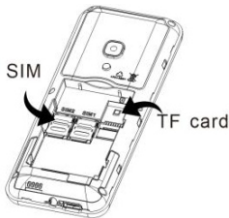
2.Setting up your phone

Remove the rear cover of the phone. Opening is in the bottom left corner. You can use your fingernail to lift off the cover.



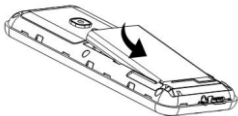
Insert the SIM card into the holder with the chip facing downwards. SIM card is not included. SIM cards and contacts are easily damaged due to scratches and bending. Please be careful.

SIM : Nano SIM



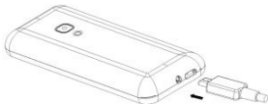
This step is optional and is only needed for storing pictures, videos or other multimedia files. Insert a microSD card (Max 32GB) into the card slot as shown below with gold contacts facing down. MicroSD card is not included.

Insert the battery into battery slot.



Put the rear cover on again. You will hear a click when mounted.

Before you start using the phone, charge the battery with the included power adapter for at least 4 hours.



3.Restore Factory settings

This setting reset all the settings of the phone back to Factory setting. Dafault password is 1234

AC adapter:

Model identifier: DCS37-0500550

Input voltage: 100-240V AC

Input AC frequency: 50Hz

Output voltage: DC 5V

Output current: 0.55A

Output power: 2.75W

Average active efficiency: 70.35%

No-load power consumption: 0.075W

Manufacturer's name: SHENZHEN EAST SUN ELECTRONIC CO.,LTD

Trade mark, commercial registration number: 91440300770306495Y

Address: Building B, No.88, Xingye Road One, Fenghuang First

Industrial Park, Fuyong Sub-district, Baoan District,

Shenzhen City, Guangdong Province, P.R.China

Warning!

- Lithium battery inside!
- Do not try to open the product!
- Do not expose to heat, water, moisture or direct sunlight!
- Only charge with the original charger supplied with this product!

Operating Frequency Range:

Bluetooth: 2402 – 2480 MHz

FM: 87.5 - 108 MHz

GSM(900): 890.2 - 914.8 MHz

DCS(1800): 1710.2 - 1784.8 MHz

WCDMA Band 1:1920-1980MHz

WCDMA Band 8:880-915MHz

LTE Band 1:1920-1980MHz

LTE Band 3:1710-1785MHz

LTE Band 7:2500-2570MHz

LTE Band8:880-915MHz

LTE Band 20:832-862MHz

DENVER A/S

Omega 5A, Soeften

DK-8382 Hinnerup

Denmark

www.facebook.com/denver.eu

Please notice - All products are subject to change without any notice. We take reservations for errors and omissions in the manual.

ALL RIGHTS RESERVED, COPYRIGHT DENVER A/S



denver.eu



Electric and electronic equipment and included batteries contains materials, components and substances that can be hazardous to your health and the environment, if the waste material (discarded electric and electronic equipment and batteries) is not handled correctly.

Electric and electronic equipment and batteries is marked with the crossed out trash can symbol, seen above. This symbol signifies that electric and electronic equipment and batteries should not be disposed of with other household waste, but should be disposed of separately.

As the end user it is important that you submit your used batteries to the appropriate and designated facility. In this manner you make sure that the batteries are recycled in accordance with legislature and will not harm the environment.

All cities have established collection points, where electric and electronic equipment and batteries can either be submitted free of charge at recycling stations and other collection sites, or be collected from the households. Additional information is available at the technical department of your city.

Hereby, Denver A/S declares that the radio equipment type FAS-1806LEB is in compliance with Directive 2014/53/EU. The full text of the EU declaration of conformity is available at the following internet address: denver.eu and then click the search ICON on topline of website. Write model number: FAS-1806LEB. Now enter product page, and RED directive is found under downloads/other downloads.

Contact

Nordics

Headquarter
Denver A/S
Omega 5A, Soeften
DK-8382 Hinnerup
Denmark

Phone: +45 86 22 61 00
(Push "1" for support)

E-Mail
For technical questions, please write to:
support.hq@denver.eu

For all other questions please write to:
contact.hq@denver.eu

Benelux

DENVER BENELUX B.V.
Barwoutswaarder 13C+D
3449 HE Woerden
The Netherlands

Phone: 0900-3437623

E-Mail: support.nl@denver.eu

Spain/portugal

DENVER SPAIN S.A
Ronda Augustes y Louis Lumiere,
n° 23 – nave 16
Parque Tecnológico
46980 PATERNA
Valencia (Spain)

Spain
Phone: +34 960 046 883
Mail: support.es@denver.eu

Portugal:
Phone: +35 1255 240 294
E-Mail: denver.servic e@satfiel.com

Germny

Denver Germany GmbH Service
Max-Emanuel-Str. 4
94036 Passau

Phone: +49 851 379 369 40

E-Mail
support.de@denver.eu

Fairfixx GmbH
Repair and service
Rudolf-Diesel-Str. 3 TOR 2
53859 Niederkassel

(for TV, E-Mobility/Hoverboards/
Balanceboards,
Smartphones & Tablets)

Tel.: +49 851 379 369 69
E-Mail: denver@fairfixx.de

Austria

Lurf Premium Service GmbH
Deutschstrasse 1
1230 Wien

Phone: +43 1 904 3085
E-Mail: denver@lurfservice.at

If your country is not listed above,
please write an email to
support@denver.eu



DENVER A/S
Omega 5A, Soeften
DK-8382 Hinnerup
Denmark

denver.eu
facebook.com/denver.eu