

User Manual

Bluetooth Speaker with RGB Lighting



Denver.eu

Thank you for choosing the Bluetooth Speaker with RGB Lighting.
Please read this manual carefully and keep it for future reference.



Points de collecte sur www.quefairedemesdechets.fr
Privilégiez la réparation ou le don de votre appareil !

Safety information

Please read the safety instructions carefully before using the product for the first time and keep the instructions for future reference.

1. This product is not a toy. Keep it out of reach of children.
2. Warning: This product includes lithium polymer batteries.
3. Keep product out of the reach of children and pets to avoid chewing and swallowing.
4. Product operating and storage temperature is from 0 degree Celsius to 40 degree Celsius. Under and over this temperature might affect the function.
5. Never open the product. Touching the inside electrics can cause electric shock. Repairs or service should only be performed by qualified personnel.
6. Do not expose to heat, water, moisture, direct sunlight!
7. Please protect your ears against loud volume. Loud volume can damage your ears and risk in hearing loss.
8. Bluetooth wireless technology operates within a range of about 10 m (30 feet). The maximum communication distance may vary depending on the presence of obstacles (people, metal objects, walls, etc.) or the electromagnetic environment.
9. Microwaves emitting from a Bluetooth device may affect the operation of electronic medical devices.
10. The unit is not waterproof. If water or foreign objects enter the unit, it may result in fire or electric shock. If water or a foreign object enters the unit, stop use immediately.
11. Only charge with supplied USB cable.
12. Do not use non original accessories together with the product as this can make the product functionality abnormal.

Scope of Supply

Speaker x 1

Type-C charging cable x 1

Aux-in cable x 1

User manual x 1

Technical Data

Rated input: 5 V – 500 mA

Speaker: 2 x 5W

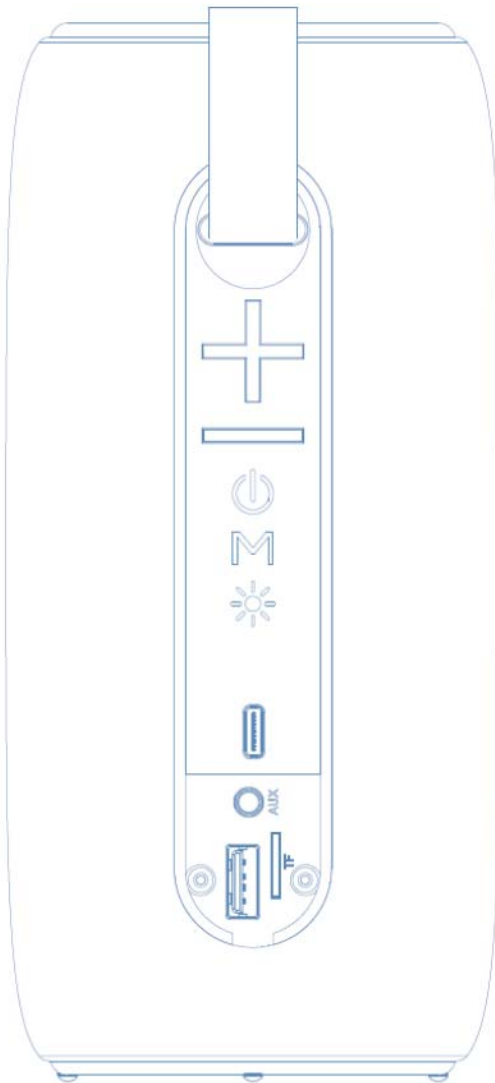
Battery: 1200 mAh



Bluetooth version: V5.3


Frequency range: 100 Hz – 18 KHz


Bluetooth working distance: Up to 10 meters measured in open space. (Walls and other structures may affect the range of the device)

Product Overview




 Long press to increase the volume
Short press to move to the next song
 Long press to decrease the volume
Short press to move to the previous song

 ON/OFF - turn the device on or off
Short press to answer a call or hang up
Long press to decline a call
Double press to call back; short press to hang up when calling back

 MODE - toggle between Bluetooth/Aux-in/USB/TF
Double press to connect or cancel TWS

 Lighting mode

 Type-C charging port

 USB

 TF Micro SD card slot

 AUX-IN

Powering On/Off

To turn the unit on and off, long press the ON/OFF button.

Charging the Battery

Please use the provided Type-C cable for charging. Plug the Type-C USB side into the USB port of the unit and the other USB side into the PC, wall charger, or other 5 V chargers.

Playing mp3 Files from the Micro SD or USB Device

1. Insert the USB drive into the USB port or the Micro SD card into the TF slot.
2. Play, pause or skip a selected track using the controls on the speaker.

NOTE: a. We cannot guarantee that all USB devices are supported.

- b. The USB port does not support USB charging of external devices.

Bluetooth Operation

If you have used Bluetooth connection before, the system will search for the device last connected. When the device is found, the system will reconnect automatically.

NOTE: Only one Bluetooth device can be connected to the speaker at a time.

Pairing a Bluetooth Device for the First Time

1. Turn the unit on. You'll hear an alert tone.
2. Turn on your external device. Refer to its user manual for instructions on pairing and connecting Bluetooth devices.
3. Using the native controls on your Bluetooth device, select "Denver BTL-360" in your Bluetooth settings to pair.
4. When successfully paired and connected, the unit will emit an alert tone. After the initial pairing, the unit will stay paired unless unpaired manually by the user.

NOTE: Should your device become unpaired or you cannot connect it, repeat the above steps.

FAQ

1. Do not use abrasive cleaners to clean this product.
2. Keep this product away from fire or heat sources, such as cooking stoves.
3. Do not expose this product to direct sunlight for a long time.
4. Do not throw this product into the fire to avoid an explosion.
5. Never attempt to disassemble or modify this product, as it contains no after-service components.
6. Do not use this product in the rain.
7. If you do not plan to use this product for a long time, please store it in a dry environment and charge the speaker at least once a month to extend its life and avoid extreme temperatures and dust.

Please notice - All products are subject to change without any notice. We take reservations for errors and omissions in the manual.

ALL RIGHTS RESERVED, COPYRIGHT DENVER A/S



denver.eu



Electric and electronic equipment and included batteries contains materials, components and substances that can be hazardous to your health and the environment, if the waste material (discarded electric and electronic equipment and batteries) is not handled correctly.

Electric and electronic equipment and batteries is marked with the crossed out trash can symbol, seen above. This symbol signifies that electric and electronic equipment and batteries should not be disposed of with other household waste, but should be disposed of separately.

As the end user it is important that you submit your used batteries to the appropriate and designated facility. In this manner you make sure that the batteries are recycled in accordance with legislature and will not harm the environment.

All cities have established collection points, where electric and electronic equipment and batteries can either be submitted free of charge at recycling stations and other collection sites, or be collected from the households. Additional information is available at the technical department of your city.

Hereby, Denver A/S declares that the radio equipment type Denver BTL-360 is in compliance with Directive 2014/53/EU. The full text of the EU declaration of conformity is available at the following internet address: denver.eu and then click the search ICON on topline of website. Write model number: Denver BTL-360. Now enter product page, and RED directive is found under downloads/other downloads.

Operating Frequency Range: 2.402-2.480 GHz

Max Output Power: 2.06 dBm

DENVER A/S

Omega 5A, Soeften

DK-8382 Hinnerup

Denmark

www.facebook.com/denver.eu

Contact

Nordics

Headquarter

Denver A/S
Omega 5A, Soeften
DK-8382 Hinnerup
Denmark

Phone: **+45 86 22 61 00**
(Push "1" for support)

E-Mail

For technical questions, please write to:
support.hq@denver.eu

For all other questions please write to:
contact.hq@denver.eu

Benelux

DENVER BENELUX B.V.

Barwoutswaarder 13C+D
3449 HE Woerden
The Netherlands

Phone: **0900-3437623**

E-Mail: **support.nl@denver.eu**

Spain/Portugal

DENVER SPAIN S.A

Ronda Augustes y Louis Lumiere, nº 23 – nave 16
Parque Tecnológico
46980 PATERNA
Valencia (Spain)

Spain

Phone: +34 960 046 883
Mail: **support.es@denver.eu**

Portugal:

Phone: **+35 1255 240 294**
E-Mail: **denver.service@satfiel.com**

Germany

Denver Germany GmbH Service

Max-Emanuel-Str. 4
94036 Passau

Phone: **+49 851 379 369 40**

E-Mail

support.de@denver.eu

Fairfixx GmbH

Repair and service
Rudolf-Diesel-Str. 3 TOR 2
53859 Niederkassel

(for TV, E-Mobility/Hoverboards/Balanceboards,
Smartphones & Tablets)

Tel.: **+49 851 379 369 69**

E-Mail: **denver@fairfixx.de**

Austria

Lurf Premium Service GmbH

Deutschstrasse 1
1230 Wien

Phone: **+43 1 904 3085**

E-Mail: **denver@lurfservice.at**

If your country is not listed above,
please write an email to
support@denver.eu



DENVER A/S
Omega 5A, Soeften
DK-8382 Hinnerup
Denmark

denver.eu
facebook.com/denver.eu

Version 1.1