



Instruction manual

BLUETOOTH SPEAKER BTV-222NRB

BLUETOOTH
CONNECTION

MP3 PLAYER

USB/MICRO SD
CARD READER

AUX IN



<https://facebook.com/Denver.eu>



FR

Cet appareil et
ses accessoires
sont recyclables

À DÉPOSER
EN RÉPARATION



À DÉPOSER
EN DÉCHÈTE



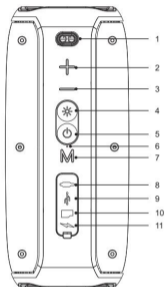
Pour le collecter, voir www.guideintercommunal.fr
Privilégiez la réparation ou le don de votre appareil !

SAFETY INFORMATION

Please read the safety instructions carefully before using the product for the first time and keep the instructions for future reference.

1. This product is not a toy. Keep it out of reach of children.
2. Warning: This product includes lithium polymer batteries.
3. Keep product out of the reach of children and pets to avoid chewing and swallowing.
4. Product operating and storage temperature is from 0 degree Celsius to 40 degree Celsius. Under and over this temperature might affect the function.
5. Never open the product. Touching the inside electrics can cause electric shock. Repairs or service should only be performed by qualified personnel.
6. Do not expose to heat, water, moisture, direct sunlight!
7. Please protect your ears against loud volume. Loud volume can damage your ears and risk in hearing loss.
8. Bluetooth wireless technology operates within a range of about 10 m (30 feet). The maximum communication distance may vary depending on the presence of obstacles (people, metal objects, walls, etc.) or the electromagnetic environment.
9. Microwaves emitting from a Bluetooth device may affect the operation of electronic medical devices.
10. If water or foreign objects enter the unit, it may result in fire or electric shock. If water or a foreign object enters the unit, stop use immediately.
11. Only charge with supplied USB C cable.
12. Do not use non original accessories together with the product as this can make the product functionality abnormal.

PORTS AND BUTTONS



1	Lanyard hole
2	Volume Up / Next Song

3	Volume Down / Previous Song
4	Light control button
5	Power on & off / Play/Pause/Answer
6	Microphone for hands-free function
7	Mode
8	Aux input
9	USB disk socket
10	TF card (microSD memory card)
11	Charging socket

OPERATING YOUR SPEAKER




BLUETOOTH MODE

Press  to turn on the device and enter Bluetooth Mode.

Follow the operating instructions for Bluetooth connection on your device and allow searching for Bluetooth speaker.

Usually this is done by going to "Settings" menu in your device, then turning on "Bluetooth" function to search for Bluetooth device "Denver BTV-222NRB".



Your device (mobile phone, PC, tablet, etc.) will detect the Bluetooth speaker and connect. If your phone requires a password or a PIN number, enter 0000 and click Confirm.

After connection, you can adjust volume and select previous/next song by pressing  and . If you want to answer an incoming phone call from the speaker, press . Press again to end the phone call.

MUSIC PLAYBACK FROM MICROSD CARD


Power on the speaker and insert a microSD card. Make sure to insert the memory card carefully and in the correct position. The music will start to play automatically.



To pause/resume playback, press  button.

Press the  or  to skip to the next track or previous track or adjust volume.




MUSIC PLAYBACK FROM USB DISK

Power on the speaker and insert a USB flash drive to play music. The music will start to play automatically.

To pause/resume playback, press  button.

Press the  or  to skip to the next track or previous track or adjust volume.

AUX-IN MODE

Press  to turn on the device, then connect the speaker to a PC, mobile or other audio source via Aux cable. Then audio signal can be output from the speaker. During Aux-in mode, press the  /  to adjust the music volume.

CHARGING



Charge the speaker through the charging cable from a computer or through a DC adaptor (not supplied).

Status LED indication will be red while charging, and after fully charged, the light will be off.

TRUE WIRELESS STEREO BLUETOOTH CONNECTION (TWS FUNCTION FOR TWO SPEAKERS)


1. Power on two speakers and the default setting is the Bluetooth mode, the LED light flashes (a sound is heard confirming the speaker enters

Bluetooth pairing mode);

2. Turn off the Bluetooth function on your phone or other Bluetooth device, press and hold  of either speaker (a sound is heard confirming the TWS function is activated);
3. Open the mobile phone, go to Bluetooth > search for the "Denver BTV-222NRB";
4. Find the name "Denver BTV-222NRB" and tap it to connect;
5. Bluetooth speaker gives a voice prompt, then you can enjoy the music from two speakers;
6. Press and hold  again if you want to quit the TWS function and enjoy music by one speaker.

Note: If some equipment prompts for a password, enter 0000.

ILLUMINATION MODE

Note: Press  button to change the illumination mode, or turn illumination on/off.

VOICE ASSISTANCE FUNCTION

Press the MODE button (7) for twice to turn on the mobile voice assistance function.

PRODUCT SPECIFICATIONS

Battery: 3.7V 1500mAh

Output power: 10W*2

Dimensions (W x D x H): 86*86*196mm

Charging: 5 V/1 A

Accessories: Charging cable, Gift box, User manual

Please notice - All products are subject to change without any notice. We take reservations for errors and omissions in the manual.

ALL RIGHTS RESERVED, COPYRIGHT DENVER A/S



denver.eu



Electric and electronic equipment and included batteries contains materials, components and substances that can be hazardous to your health and the environment, if the waste material (discarded electric and electronic equipment and batteries) is not handled correctly.

Electric and electronic equipment and batteries is marked with the crossed out trash can symbol, seen above. This symbol signifies that electric and electronic equipment and batteries should not be disposed of with other household waste, but should be disposed of separately.

As the end user it is important that you submit your used batteries to the appropriate and designated facility. In this manner you make sure that the batteries are recycled in accordance with legislature and will not harm the environment.

All cities have established collection points, where electric and electronic equipment and batteries can either be submitted free of charge at recycling stations and other collection sites, or be collected from the households. Additional information is available at the technical department of your city.

Hereby, Denver A/S declares that the radio equipment type BTV-222NRB is in compliance with Directive 2014/53/EU. The full text of the EU declaration of conformity is available at the following internet address: denver.eu and then click the search ICON on topline of website. Write model number: BTV-222NRB. Now enter product page, and RED directive is found under downloads/other downloads.

Bluetooth Frequency Range: 2402MHz-2480MHz
Operating Frequency Range: 20Hz-20KHz
Max Output Power: 40dBm

DENVER A/S
Omega 5A, Soeften
DK-8382 Hinnerup
Denmark
www.facebook.com/denver.eu