



Wireless Bluetooth Headphone



Safety information

Please read the safety instructions carefully before using the product for the first time and keep the instructions for future reference.

1. Products included in this combo package is not toys. Keep it out of reach of children.
2. Warning: These products include lithium polymer batteries.
3. Keep the products out of the reach of children and pets to avoid chewing and swallowing.
4. Product operating and storage temperature is from 0 degree Celsius to 40 degree Celsius. Under and over this temperature might affect the function.
5. Never open the products. Touching the inside electrics can cause electric shock. Repairs or service should only be performed by qualified personnel.
6. Do not expose to heat, water, moisture, direct sunlight!
7. Please remove the earphones in case of any leakage or excessive heat from the product to avoid burns or rash.
8. Please protect your ears against loud volume. Loud volume can damage your ears and risk in hearing loss.
9. Bluetooth wireless technology operates within a range of about 10 m (30 feet). The maximum communication distance may vary depending on the presence of obstacles (people, metal objects, walls, etc.) or the electromagnetic environment.
10. Microwaves emitting from a Bluetooth device may affect the operation of

electronic medical devices.

11. The units are not waterproof. If water or foreign objects enter the unit, it may result in fire or electric shock. If water or a foreign object enters the unit, stop use immediately.

Key Operating Instructions:

(1). Bluetooth pair(Power on/off) key

* Long press the button three seconds to power on/off. Power on the headphone, open the Bluetooth device and search the pairing name "BH918" and connect it.

*When getting a calling: Once press to answer the call, long press is to refuse,press 2 times continuously to redial.

(2). +:

In wireless mode,Short press: next song; long press: volume up

(3). -:

In wireless mode,Short press: previous song;long press: volume down

(4). Pause/start key:

Once press to pause/start the play in wireless mode

TWS Earphone



Key Operating Instructions:

1. Take out the earphones and open the bluetooth device and search the pairing name "G31" and connect it
2. Left earphone: Touch once to decrease the volume; Double touch to play/pause the music; Triple touch to enter "Siri"; Long touch 2-3seconds to previous song
3. Right earphone: Touch once to increase the volume; Double touch to play/pause the music; Triple touch to enter "Siri"; Long touch 2-3seconds to next song

4. When getting a call, short touch either earphones to answer the call, long touch to refuse a call

Wireless Earphone



Key Operating Instructions:

(1).: Long press to power on/off. Open the bluetooth device and search the pairing name “EB73” and connect it. Once press to pause/start the play in wireless mode

(2). +:

In wireless mode,Short press: next song; long press: volume up


(3). -:

In wireless mode,Short press: previous song;long press: volume down


(4) . When getting a call, once press to answer the call, long press is to refuse




Key Operating Instructions:


(1).  : Long press to power on/off. Open the bluetooth device and search the pairing name "BT698" and connect it.

In wireless mode, Short press: next song; long press: volume up

(2).  : Short press: previous song; long press: volume down

In wireless mode, Short press: previous song; long press: volume down

(3).  : Short press: next song; long press: volume up

(4).  : Once press to play/pause the music.

When getting a call, once press to answer the call, long press is to refuse; Double press to call back

ALL RIGHTS RESERVED, COPYRIGHT DENVER
ELECTRONICS A/S



Electric and electronic equipment and included batteries contains materials, components and substances that can be hazardous to your health and the environment, if the waste material (discarded electric and electronic equipment and batteries) is not handled correctly.

Electric and electronic equipment and batteries is marked with the crossed out trash can symbol, seen below. This symbol signifies that electric and electronic equipment and batteries should not be disposed of with other household waste, but should be disposed of separately.

As the end user it is important that you submit your used batteries to the appropriate and designated facility. In this manner you make sure that the batteries are recycled in accordance with legislature and will not harm the environment.

All cities have established collection points, where electric and electronic equipment and batteries can either be submitted free of charge at recycling stations and other collection sites, or be collected from the households. Additional information is available at the technical department of your city.

Hereby, Inter DENVER A/S declares that the radio equipment type BTC-413 is in compliance with Directive 2014/53/EU. The full text of the EU declaration of conformity is available at the following internet address:

www.denver.eu/ and then click the search ICON on topline of website. Write modelnumber: BTC-413

Now enter product page, and red directive is found under downloads/other downloads

Operating Frequency Range:

Max Output Power:

DENVER A/S

Omega 5A, Soefften

DK-8382 Hinnerup

Denmark

www.facebook.com/denver.eu

ENG: Warning: Lithium battery inside