

## Safety information

Please read the safety instructions carefully before using the product for the first time and keep the instructions for future reference.

1. This product is not a toy. Keep it out of the reach of children.
2. Warning: This product contains lithium polymer battery.
3. Keep product out of the reach of children and pets to avoid chewing and swallowing.
4. Product operating and storage temperature is from 0 degrees Celsius to 40 degrees Celsius. Environments under and above this temperature might affect functionality.
5. Never open the product. Do not touch the inside electronics, or you may get an electric shock. Repair or service are only to be performed by qualified personnel.
6. Remove the smart watch in case of any leakage or excessive heat from the product to avoid burns or rash.
7. Only charge the product with the supplied USB cable.
8. Using accessories other than those provided with the product may cause abnormal functionality.
9. Bluetooth wireless technology can only operate within a range of about 10 m (30 ft). The maximum communication distance may vary depending on the presence of obstacles (people, metal objects, walls, etc.) or the electromagnetic environment.
10. Microwaves emitted by a Bluetooth device may affect the operation of electronic medical devices.

## Download App

Scan the following QR code, download and install the App.



**Scan QR Code and Download**

## Pairing

Open the app and set up your profile.

Go to [Device], and then click [Add a new device]. Choose your device on the scanning list.

You will see the model name SW-181 on the app after pairing.

## Activate & Charge the Device

Make sure power is working normally before initial use. In case of a low battery, connect the device to the charger. The device will boot up and start to charge, when it is attached to the magnetic USB cable and connected to a normal USB port (5v/500mA)


## Smart Watch Features

Main dials

5 main dials are available for use. Long press the touch panel to choose.



## Physical Exercise



Press the physical exercise page to start recording a new training measure. 10 exercise modes are available. The last training data is displayed on the training page.

## Status



The smart watch can automatically measure steps, calories, and distance. The measurement data is synchronized to the app.

Note: The exercise data stored in the watch is cleared at midnight every day.

## Heart

**Rate** Touch the heart rate page to start

## Monitoring



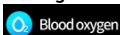
measuring your heart rate.

## Blood Pressure Monitoring



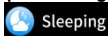
Touch the blood pressure page to start measuring your blood pressure.

## Blood Oxygen Monitoring



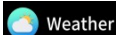
Touch the Blood Oxygen page to start measuring your blood oxygen.

## Sleep Monitoring



Please note that after the SW-181 is connected with the app, it will measure the time and quality of your sleep when you wear the smart watch during sleeping. The measurement data is synchronized to the app and you can check it on the app.

## Weather



The Weather page displays the weather information of the current and next day. The latest weather information on the app can be synchronized to the watch if the watch is connected with the app.

## Music



Touch the Music page, and you can control the music playback on the mobile app.

## Message Reminding



The watch can be synchronized with incoming notifications from Twitter, Facebook, WhatsApp, Instagram, etc. The latest 8 messages can be stored in the watch.

Note: You can switch on or off the incoming notification in the app.

## More

Touch the More page, and you can see functions such as Stopwatch, Timer,



Flashlight, and Find Me.

## Setting



Settings include watch face, brightness, info, off, reset, and QR code.

## More Information about Smart Watch Use in Wet Conditions

The smart watch is water-resistant, which means it is rain-, sweat-, and splash-proof.

Note: Do not swim with the smart watch. It is not recommended to shower with the smart watch, though the band cannot be hurt. Remove the watch periodically to allow your skin to dry and breathe. Whenever you get your bracelet wet, dry it thoroughly before putting it back on.

## Using the Function Button and Touch Screen

Press and hold the function button for 3 seconds to turn on the device, and press the function button to wake up the device.

## Quick View

When the screen is off, just turn your wrist towards you and the screen will automatically light up. The watch screen automatically turns off after being idle for a few seconds.

Tap the main dial and swipe left, you can find State, Heart Rate, Sleep and Physical Exercise quickly.

### Warning!

- Lithium battery inside!
- Do not open the product!
- Do not expose to heat, water, moisture or direct sunlight!

Please notice - All products are subject to change without any notice. We take reservations for errors and omissions in the manual.

ALL RIGHTS RESERVED, COPYRIGHT DENVER A/S



[www.denver.eu](http://www.denver.eu)



Electric and electronic equipment and included batteries contains materials, components and substances that can be hazardous to your health and the environment, if the waste material (discarded electric and electronic equipment and batteries) is not handled correctly.

Electric and electronic equipment and batteries is marked with the crossed out trash can symbol, seen above. This symbol signifies that electric and electronic equipment and batteries should not be disposed of with other household waste, but should be disposed of separately.

As the end user it is important that you submit your used batteries to the appropriate and designated facility. In this manner you make sure that the batteries are recycled in accordance with legislature and will not harm the environment.

All cities have established collection points, where electric and electronic equipment and batteries can either be submitted free of charge at recycling stations and other collection sites, or be collected from the households. Additional information is available at the technical department of your city.

Hereby, Denver A/S declares that the radio equipment type SW-181 is in compliance with Directive 2014/53/EU. The full text of the EU declaration of conformity is available at the following internet address: [www.denver.eu](http://www.denver.eu) and then click the search ICON on topline of website. Write model number: SW-181. Now enter product page, and RED directive is found under downloads/other downloads.  
Operating Frequency Range: 2402-2480 MHZ  
Max Output Power: 0 dBm

**Denver A/S**

Omega 5A, Soeften

DK-8382 Hinnerup

Denmark

**denver.eu**



**facebook.com/denver.eu**