

Smart Band DENVER BFH-252



User's Manual

Warning!

- Lithium battery inside!
- Do not open the product!
- Do not expose to heat, water, moisture or direct sunlight!

Safety information

Please read the safety instructions carefully before using the product for the first time and keep the instructions for future reference.

1. This product is not a toy. Keep it out of reach of children.
2. Warning: This product includes lithium polymer battery.
3. Keep product out of the reach of children and pets to avoid chewing and swallowing.
5. Product operating and storage temperature is from 0 degree Celsius to 40 degree Celsius. Under and over this temperature might affect the function.
6. Never open the product. Touching the inside electrics can cause electric shock. Repairs or service should only be performed by qualified personnel.
7. Do not expose to heat, water, moisture, direct sunlight!
8. Please remove the fitness bands in case of any leakage or excessive heat from the product to avoid burns or rash.

Download App

Scan the following QR code, download and install the App DENVER FIT 2.



Scan QR Code and Download

Pairing

Open the app and set up your profile.

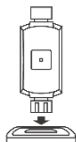
Go to [Device], click [Add a new device]. Choose your device on the scanning list.

You can see the model name "BFH-252" on the app after pairing.

Activate & Charge Device

Make sure power is working normally before initial use. In case the device battery is low, connect the device to the charger. The device will automatically boot up (please connect the USB in normal DC port

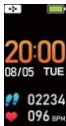
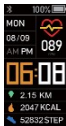
(5V/500mA) for charging as below. The host should be separated from the strap when charging).



Smart Band Features

Main Wallpaper

There are 2 wallpaper options.



Sports Track

The smart band automatically measures steps taken, calories burned and distance traveled. The measured data is synchronized to the app.

Note: The sports data stored on the watch is cleared at midnight every day.



Heart Rate Monitor



Touch the heart rate page to start measuring your heart rate.

Blood Pressure Monitor



Touch the blood pressure page to start measuring your blood pressure.

SpO2/Blood Oxygen Monitor



Touch the SpO2 page to start measuring your SpO2/blood oxygen.

Multi-Sport Training



Press and hold the training page to start a new training measure recording. 3 sports modes are available. The last training data is displayed on the training page.

Message Reminder



The watch can synchronize incoming notifications from Twitter, Facebook, WhatsApp, Instagram etc. The latest 8 messages can be stored on the watch. Note: You can switch on or off the incoming notification in the app.

More Features



Other features include software version, find the phone, brightness, power off and reset.

Sleep Monitor

Please note that after you connect the BFH-252 with the app, by wearing the smart band during sleep, it will measure your sleep time and quality. The measured data is synchronized to the app and you can check it on the app.

More Information about Smart Band Use in Wet Conditions

The smart watch is water-resistant, which means it is rain-proof and splash-proof and can stand up to even the sweatiest workout.

Note: Do not swim with the smart watch. It is not recommended to shower with the smart band, though it does not hurt the band. Remove the watch periodically to allow your skin to dry and breathe. Whenever you get your bracelet wet, dry it thoroughly before putting it back on.

Quick View

When the watch screen is turned off, just turn your wrist towards you and the screen will automatically light up. The watch screen automatically turns off after being idle for a few seconds.

Warning: Lithium battery inside

Please notice - All products are subject to change without any notice. We take reservations for errors and omissions in the manual.

ALL RIGHTS RESERVED, COPYRIGHT DENVER A/S



www.denver.eu



Electric and electronic equipment and included batteries contains materials, components and substances that can be hazardous to your health and the environment, if the waste material (discarded electric and electronic equipment and batteries) is not handled correctly.

Electric and electronic equipment and batteries is marked with the crossed out trash can symbol, seen above. This symbol signifies that electric and electronic equipment and batteries should not be disposed of with other household waste, but should be disposed of separately.

As the end user it is important that you submit your used batteries to the appropriate and designated facility. In this manner you make sure that the batteries are recycled in accordance with legislature and will not harm the environment.

All cities have established collection points, where electric and electronic equipment and batteries can either be submitted free of charge at recycling stations and other collection sites, or be collected from the households. Additional information is available at the technical department of your city.

Hereby, Denver A/S declares that the radio equipment type BFH-252 is in compliance with Directive 2014/53/EU. The full text of the EU declaration of conformity is available at the following internet address: www.denver.eu

and then click the search ICON on topline of website. Write model number: BFH-252. Now enter product page, and RED directive is found under downloads/other downloads.

Operating Frequency Range: 2402-2480 MHZ

Max Output Power: 0 dBm

Denver A/S

Omega 5A, Soeften

DK-8382 Hinnerup

Denmark

www.denver.eu



facebook.com/denver.eu